

2461 Tyler Wade Trl Waxahachie, TX 75167



*If you've ever dreamed of building a custom ranch home on 1, 2, or 3 acres – like this one on a single acre – take a look at 120 acres Whispering Waters Ranch. Just 30 minutes from Dallas.
<https://www.wwrDallas.com/3>.*



Chandra Gundlapalli

CEO, Echelon Realty

📞 Mobile (214) 536-6385

✉️ chandra@echelonrealty.net

2461 Tyler Wade Trl, Waxahachie, TX 75167



Recently Closed 3/23 Closed / For Sale • Sold Date: 3/23/2026, MLS Listing 21149285: 1/9/2026

Closed Price
\$699,900
 Closed Date 3/23/2026 Listing ID 21149285

4 Beds **3** Baths **3,009** Sq Ft **1** Acre

RVM®
\$700,040
 RVM® Updated 4/25/2026

RVM® Estimated Range RVM® Confidence
 \$686K \$714K ★★★★★

RVM® Month Change
 ↑ \$4,420

Basic Facts

Type Single Family	Land Use Residential (General) (Single)
Days in RPR 63	APN/TaxID 00.7713.903.020.00.112
HOA Dues \$700	Previously sold on 3/23/2026
Year Built 2025	

This represents an estimated sale price for this property. It is not the same as the opinion of value in an appraisal developed by a licensed appraiser under the Uniform Standards of Professional Appraisal Practice.

This report contains data and information that is publicly available and/or licensed from third parties and is provided to you on an "as is" and "as available" basis. The information is not verified or guaranteed. Neither this report nor the estimated value of a property is an appraisal of the property. Any valuation shown in this report has been generated by use of proprietary computer software that assembles publicly available property records and certain proprietary data to arrive at an approximate estimate of a property's value. Some portions of this report may have been provided by an RPR user; RPR is not responsible for any content provided by its users. RPR and its information providers shall not be liable for any claim or loss resulting from the content of, or errors or omissions in, information contained in this report.



Property Information

Description

Modern Luxury Meets Custom Craftsmanship – Stunning New Construction Designed for Elevated Living. Offering over 3,000 square feet of thoughtfully designed living space and an oversized three-car garage, this residence seamlessly blends high-end craftsmanship, comfort, and functionality in a peaceful setting just 12 minutes from I-35, providing convenient access to shopping, dining, and major employment corridors. Designed for both privacy and effortless flow, the home features a desirable split-bedroom floor plan with four spacious bedrooms and three designer bathrooms, including a Jack-and-Jill layout ideal for guests or family living. A private home office with an elegant coffered ceiling creates a refined workspace perfect for remote professionals or focused study. The expansive open-concept living area is filled with natural light and anchored by a striking fireplace, creating a warm and welcoming environment for everyday living and upscale entertaining. At the heart of the home, the chef’s kitchen is a true showpiece, showcasing custom stained cabinetry, a dramatic custom vent hood, and an oversized island accented by designer pendant lighting. Built-in cabinetry, open shelving, and a wine cooler add both beauty and functionality, while premium Whirlpool appliances—including a five-burner cooktop, double ovens, and dishwasher—deliver a seamless culinary experience. The luxurious primary suite serves as a private retreat, highlighted by wood-beamed ceilings and a spa-inspired ensuite featuring dual vanities, a soaking tub, and an oversized walk-in shower designed for total relaxation. Energy-efficient foam insulation and tankless water heaters provide enhanced comfort and long-term efficiency. This remarkable property offers the rare combination of acreage, custom construction, modern luxury, and prime location—delivering refined living with everyday convenience. Incentive 1% of the last amount credited to buyers closing costs with preferred lender.

Property Facts

Name	Public Facts	Listing Facts	Agent Refinements
Property Type	Single Family	Single Family	–
Property Subtype	Residential (General) (Single)	Single Family Residence	–
Bedrooms	–	4	–
Total Baths	–	3	–
Full Baths	–	3	–
Partial Baths	–	–	–
Living Area (sq ft)	–	3,009	–
Building Area (sq ft)	–	3,009	–
Lot Size	1 acre	1 acre	–
Lot Dimensions	1.000 AC	–	–
Garage	–	Yes	–

Property Facts

Name	Public Facts	Listing Facts	Agent Refinements
Garage (spaces)	0	3	–
Year Built	–	2025	–
Style	–	Single Detached	–
Roofing	–	Composition	–
Heating	–	Central, Fireplace, Heat Pump	–
Cooling	–	Ceiling Fans, Central Air, Electric	–
Fireplaces	–	2	–
Foundation	–	Slab	–
Construction	–	Brick, Rock/Stone	–
Number of Units	0	–	–

Interior Features

LISTING			
Appliance	Dishwasher, Disposal, Electric Oven, Gas Cooktop, Gas Water Heater, Microwave, Plumbed For Gas In Kitchen, Tankless Water Heater	Cooling	Ceiling Fans, Central Air, Electric
Fireplace	Brick , Gas, Gas Log, Gas Starter, Living Room, Outside	Floor	Hardwood, Tile, Wood
Heating	Central, Fireplace, Heat Pump	Pet	One
General	Built-In, Wine Cooler, Cable Tv, Chandelier, Decorator Lighting, Double Vanity, Eat-In Kitchen, Granite Counters, High Speed Internet Available, Kitchen Island, Open Floor Plan , Pantry, Walk-In Closet		



Interior Features

ROOM DETAILS

Primary Bedroom	16 x 16, Level 1	Bedroom	13 x 13, Level 1
Bedroom	11 x 13, Level 1	Bedroom	13 x 11, Level 1
Bath	16 x 14, Level 1	Breakfast Room	13 x 12, Level 1
Utility Room	7 x 10, Level 1	Living Room	21 x 23, Level 1
Kitchen	14 x 14, Level 1		

Exterior Features

LISTING

Construction	Brick, Rock/Stone	Foundation	Slab
Roof	Composition	Security	Smoke Detector
Style Features	Single Detached	Parking	Garage, Garage Door Opener, Garage Faces Side, Inside Entrance, Lighted
Parking Spaces	3	Utilities	Aerobic Septic, Cable Available, Community Mailbox, Electricity Connected, Propane, Underground Utilities
General	Lighting	Lot Size Range	1 to < 3 Acres

PUBLIC

Lot Size - Square Feet	43,560 sq ft	Lot Size - Acres	1.00 acres
Neighborhood Code	WAX35		

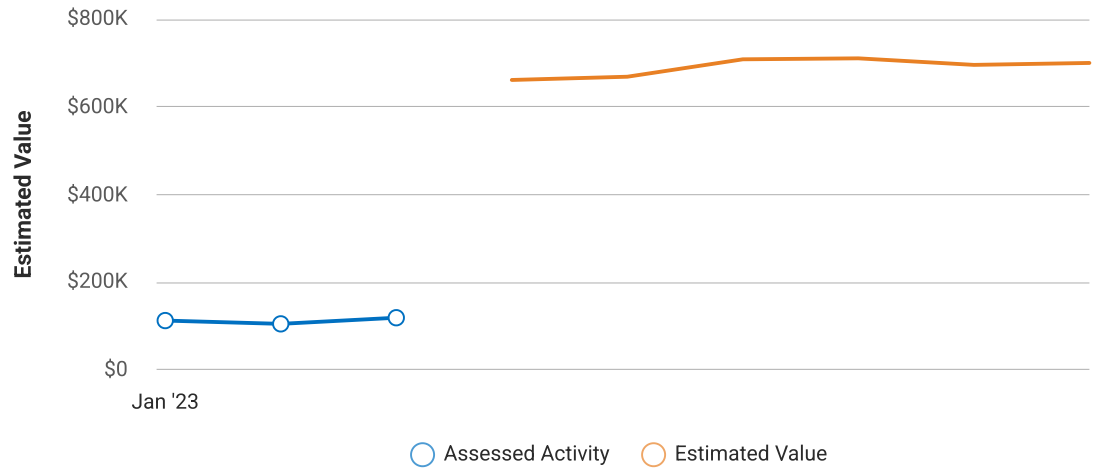


Estimated Value

This chart compares a property's estimated and assessed value over time.

Source: Public Records and Listings

Update Frequency: Property valuations are updated twice monthly; property assessments are an annual value.




Photos

Listing Photos



Photos

Listing Photos



Photos

Listing Photos




Market Trends

Market Trends for Waxahachie, TX 75167

Single Family Residence

March 2026

Market Type



Key Details

Months of Inventory

5.95

↑ 19% MoM

Sold to List Price %

98.8%

↑ 1.09% MoM

Median Days in RPR

81

↑ 145.45% MoM

Median Sold Price

\$547,500

↓ 3.95% MoM

March 2026 Median Estimated Property Value

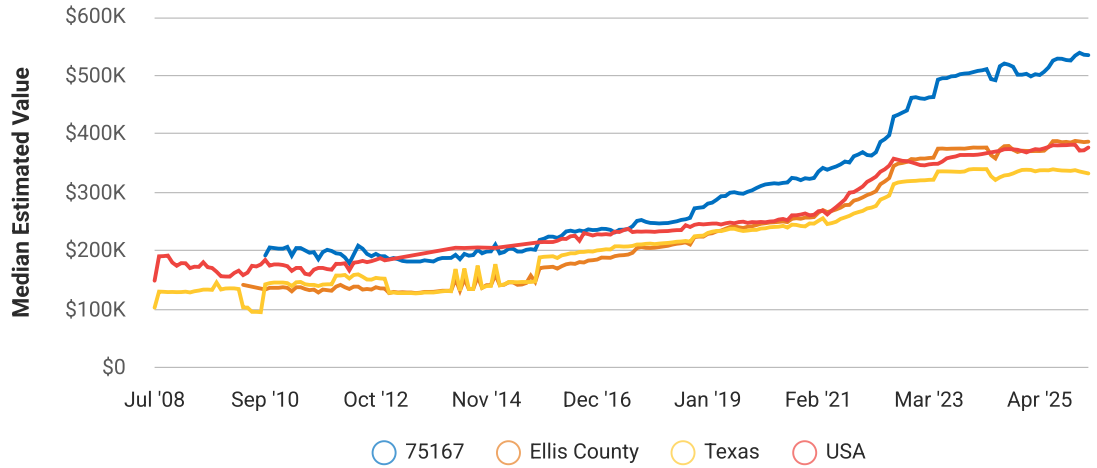
Single Family Residence

This graphic displays property estimates for a market area and a subject property, where one has been selected. Estimated property values are generated by a valuation model and are not formal appraisals.

Source: Public records, and MLS sources where licensed

Update Frequency: Monthly

Median Estimated Value \$534,970	Last Month Change -0.1%	12 Month Change +6.5%
---	--	--



March 2026 Active Listings

Waxahachie, TX 75167

Single Family Residence

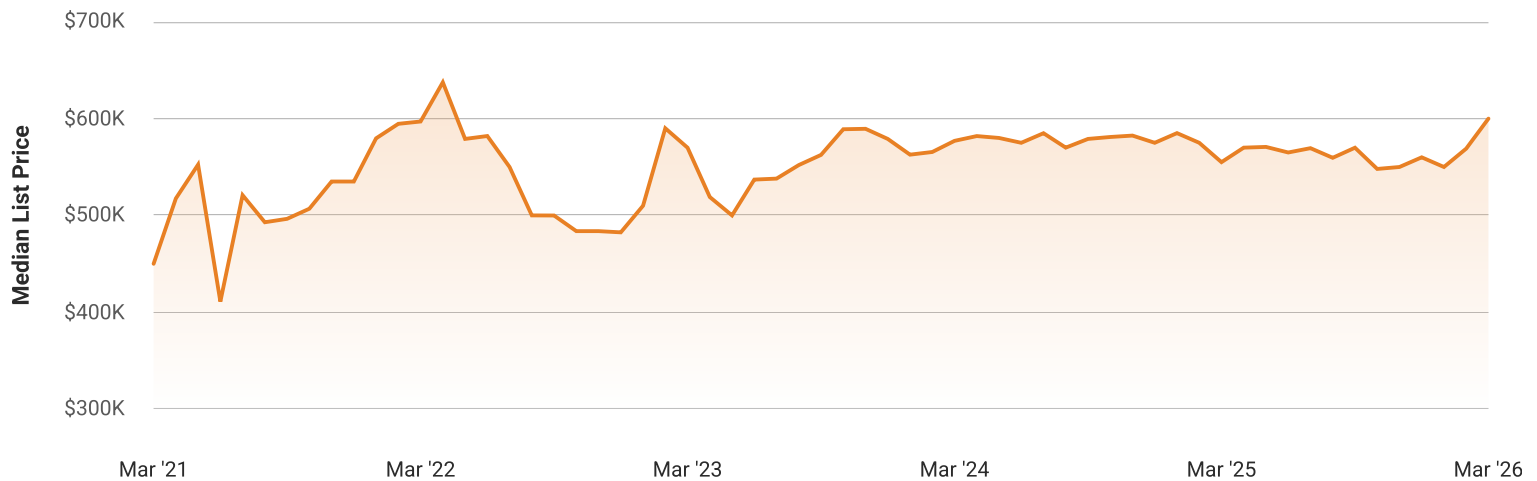
This graphic summarizes key statistics for properties that were in an active status on the last day of each month. RPR uses list date and a derived pending date to determine if the listing was active on the last day of the month. An end-of-month snapshot of active listings helps to understand inventory levels, price points and duration on the market.

Source: Listing sources

Update Frequency: Monthly

Median List Price - \$599,990

↑ 5.4% Month over Month



March 2026 Sold Listings

Waxahachie, TX 75167

Single Family Residence

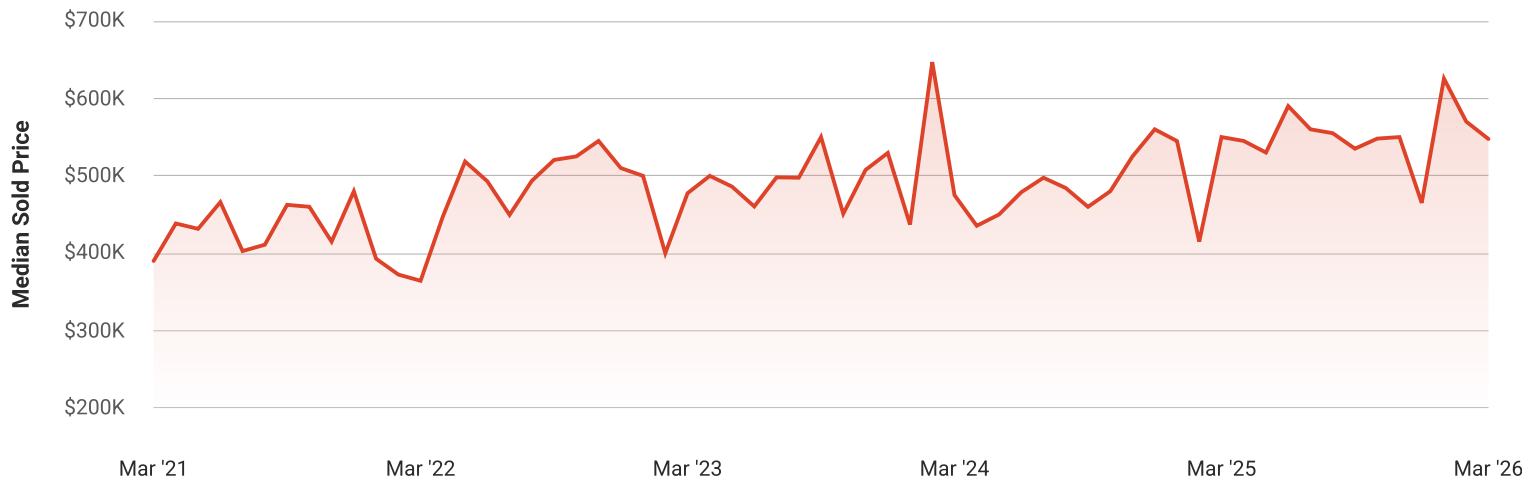
This graphic summarizes key statistics for properties that sold each month. RPR uses a derived sold date to determine when a property moved into a sold status within the given month. These statistics are important for understanding the price points on sold properties as well as the difference between the list price and sold price, which reveals whether buyers are paying over or under the asking price.

Source: Listing sources

Update Frequency: Monthly

Median Sold Price - \$547,500

↓ 3.9% Month over Month



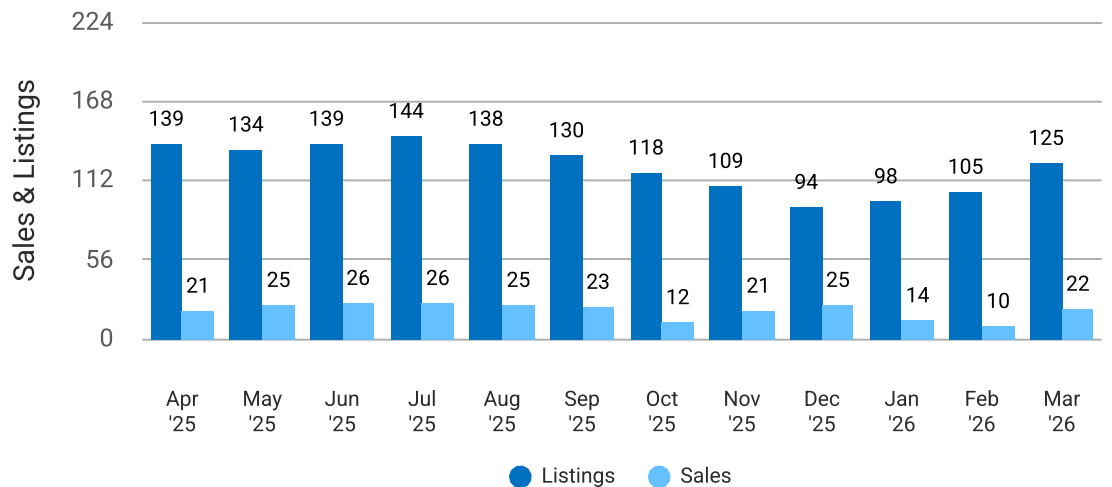
Total Sales and Active Listings in Waxahachie, TX 75167

Single Family Residence

This graph compares the number of sales with the number of active listings in the local market.

Source: MLS data where licensed

Update Frequency: Monthly



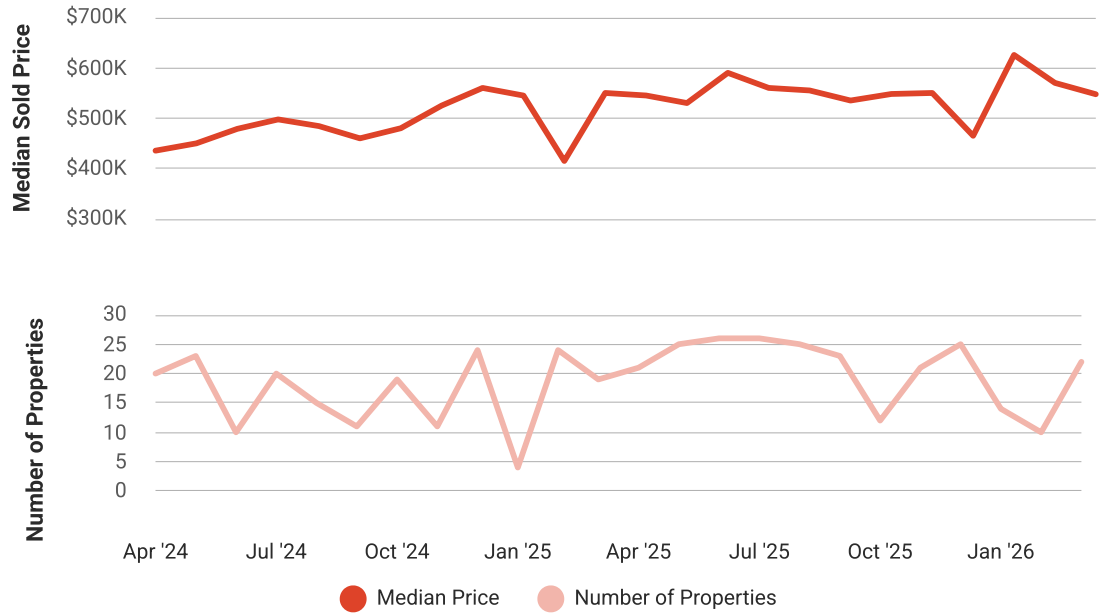
Median Sold Price vs Sold Listings in Waxahachie, TX 75167

Single Family Residence

This chart compares the trend of median sold price and number of sold listings for the given location.

Source: Listing Data

Update Frequency: Monthly



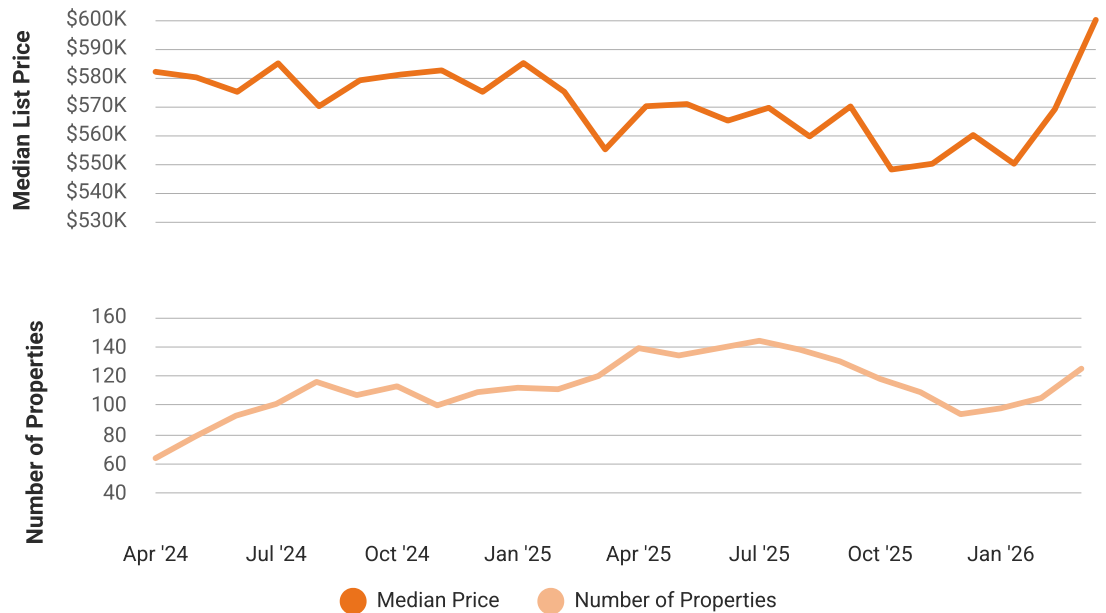
Median List Price vs Active Listings in Waxahachie, TX 75167

Single Family Residence

This chart compares the trend of median list price and number of active properties for the given location.

Source: Listing Data

Update Frequency: Monthly



Market Activity

Market Activity Filters

Sort Order: Date

Maximum Properties Per Change Type: 8

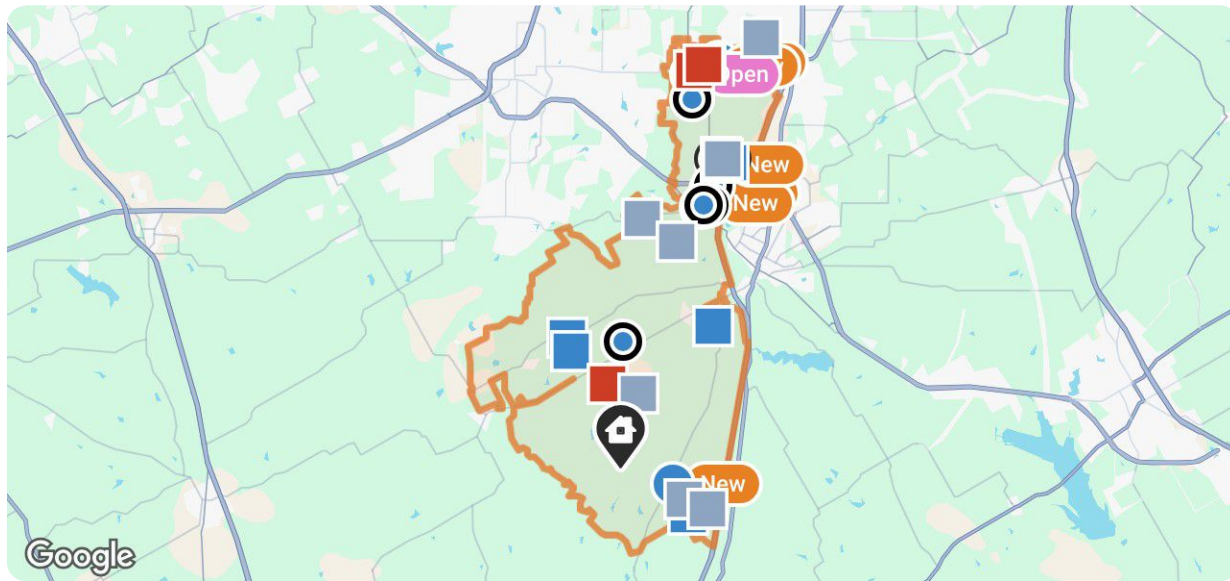
Change Types: New Listings, Pending, Expired, Closed, Distressed

Property Types: Single Family

Property Features: Sale Price: Any, Lease Price: Any, Beds: Any, Baths: Any, Living Area: Any, Lot Size (acre): Any, Year Built: Any

Summary

For Sale Activity in the Last 12 Months



Legend

- Subject Property
- For Sale
- For Sale Pending
- Recently Closed
- Distressed
- Closed, Hold, Withdrawn, Expired, or Canceled

	New	Pending	Closed	Distressed	Expired
Number of Properties	8	8	8	3	8
Lowest Listing Price / Est. Value	\$169,900	\$399,900	\$310,000	\$646,970	\$333,000
Median Listing Price / Est. Value	\$462,495	\$484,695	\$495,000	\$680,675	\$484,450
Highest Listing Price / Est. Value	\$774,999	\$774,900	\$995,000	\$714,380	\$1,500,000
Median Living Area (sqft)	2,448	2,507	2,282	3,096	2,232
Median Price / sqft	\$194	\$193	\$220	\$184	\$213
Average Days in RPR	5	132	73	-	164
Median Days in RPR	4	121	26	-	156
Median Age	9	1	9	8	19
Source	Listings	Listings	Public Records & Listings	Public Records & Listings	Listings

Pricing Strategy

This chart compares the high, low and median price of homes in various listing statuses in the subject property's ZIP code to help determine the asking price for the subject property. The prices of the Selected Comps are closed prices where available.

	For Sale or For Lease Listings	Pending Sales	Distressed	Expired Listings	Closed
Lowest Price	\$169,900	\$399,900	\$646,970	\$306,390	\$310,000
Median Price	\$612,495	\$640,000	\$680,675	\$569,500	\$550,393
Highest Price	\$975,000	\$1,500,000	\$714,380	\$2,900,000	\$2,700,000
Median Price per sq.ft.	\$220	\$211	\$184	\$204	\$209
Median Days in RPR	41	47	-	160	99

Sold Price Comparison

This section compares prices for 17 properties in the subject property's ZIP code with a similar number of beds and baths, sold within the past 90 days.

	Sold Price	Price Per Sq. Ft.
Lowest Price	\$340,000	\$142
Median Price	\$607,500	\$221
Highest Price	\$995,000	\$303

CMA Summary

This section compares the prices of agent-selected properties near the subject property.

Average of Comps	-
Adjustments	-
Result of CMA Analysis	- (or - per sq ft)

Refined Value Summary

This section uses property characteristics, home improvements made, and market conditions.

Original Estimated Value	\$700,040
Changes Based on Home Facts	-
Home Improvement Adjustments	-
Needed Improvement Adjustments	-
Market Condition Adjustments	-
Estimate + Adjustments	\$700,040 (or \$233 per sq ft)

About RPR

- RPR® is the nation's largest property database, exclusively for REALTORS®. It empowers REALTORS® to help buyers and sellers make informed decisions, backed by a real estate database covering more than 160 million residential and commercial properties in the United States.
- RPR is a wholly owned subsidiary of the National Association of REALTORS® and a member benefit to REALTORS®.
- RPR's data sources range from MLSs and county-level tax and assessment offices, to the U.S. Census and FEMA, to specialty data set providers such as Esri (consumer data), Niche (school information) and Precisely (geographic boundaries).

Learn More

For more information about RPR, please visit RPR's public website: <https://blog.narrpr.com>



RPR®

